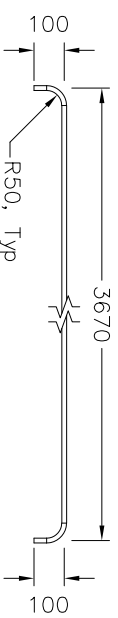
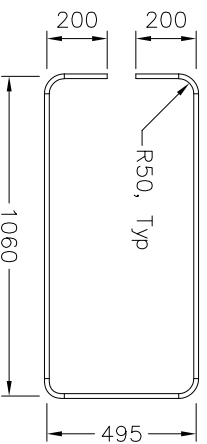


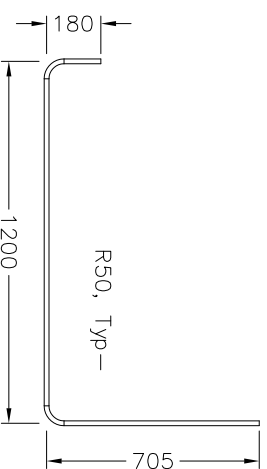
REINFORCEMENT BAR A



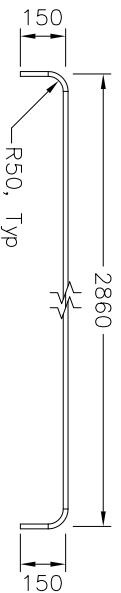
REINFORCEMENT BAR B



REINFORCEMENT BAR C



REINFORCEMENT BAR D



REINFORCEMENT BAR E

REINFORCING STEEL BARS					
BAR	SIZE	GRADE	TYPE	LENGTH	NO. REQ'D
A	15M	400W	Deformed	5065	2
B	15M	400W	Deformed	3820	6
C	15M	400W	Deformed	2915	2
D	15M	400W	Deformed	2035	4
E	15M	400W	Deformed	3110	3

**NOTES:**

- A This MTOD shall be read in conjunction with MTOD 911.147.
- B The system depicted here is a proprietary product.
- C All dimensions are in millimetres unless otherwise shown.

MINISTRY OF TRANSPORTATION ONTARIO DRAWING

April 2024

Rev 0

GUIDE RAIL SYSTEM, CONCRETE BARRIER  
TYPE H CONNECTION, 4.0m LENGTH  
COMPONENTS – 1

MTOD 911.147