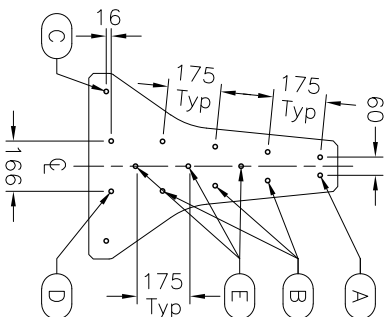
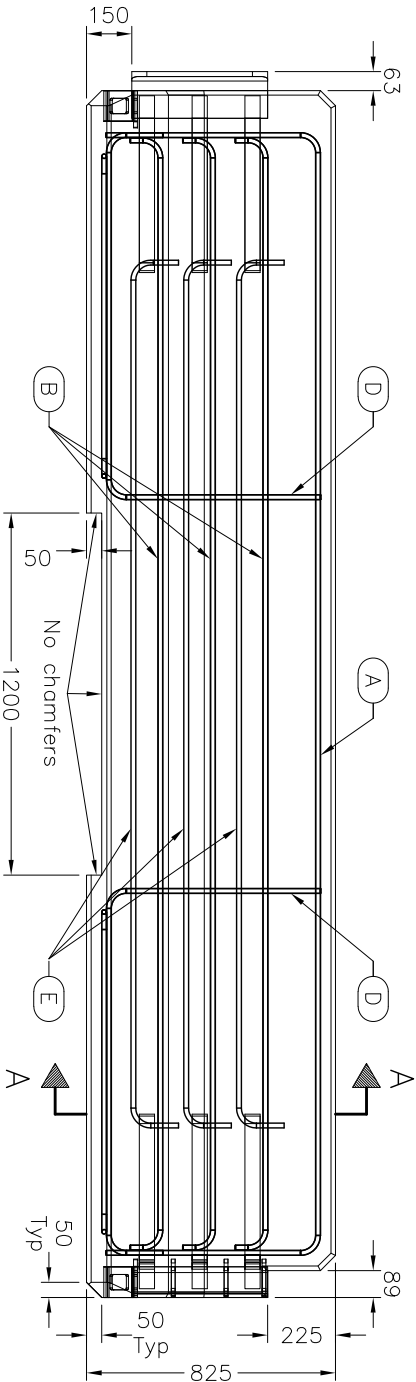


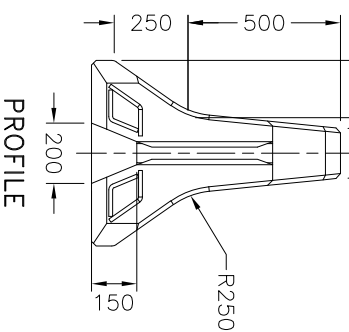
PLAN



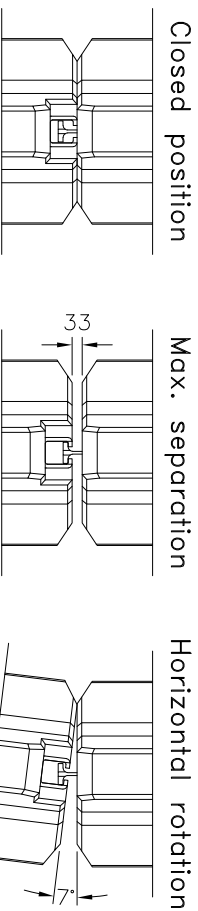
SECTION A-A



ELEVATION



PROFILE



BARRIER TO BARRIER CONNECTION

NOTES:

- A This MTOD shall be read in conjunction with MTODS 911.146, 911.147 and 911.148.
- B Minimum horizontal radius shall be 34m.
- C The system depicted here is a proprietary product.
- D System configuration meets AASHTO MASH TL-3.
- E Concrete cover shall be 50mm minimum.
- F All concrete edges shall have 15 X 45° chamfers unless otherwise specified.
- G Welding of reinforcing bars shall be according to CSA W186.
- H All dimensions are in millimetres unless otherwise shown.

MINISTRY OF TRANSPORTATION ONTARIO DRAWING

April 2024

Rev 0

GUIDE RAIL SYSTEM, CONCRETE BARRIER  
TYPE H CONNECTION, 4.0m LENGTH  
INSTALLATION – TEMPORARY 1

MTOD 911.145